

Shower toilet seat and cover, with hidden connections, with remote control 89D89.1



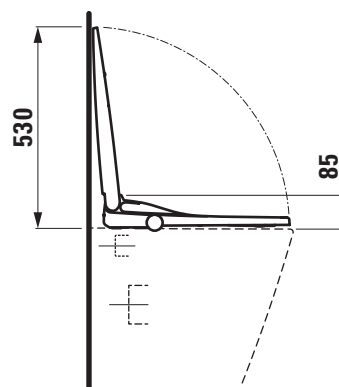
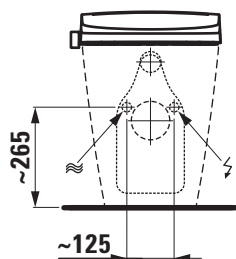
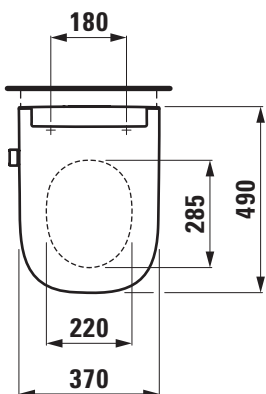
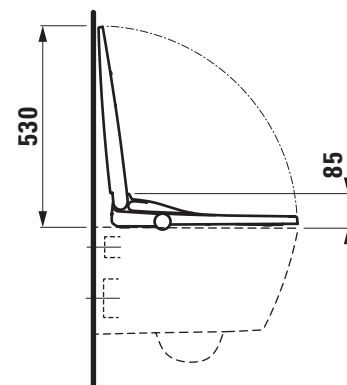
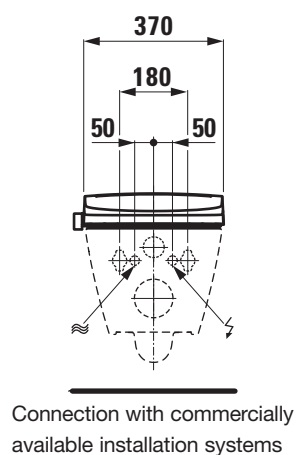
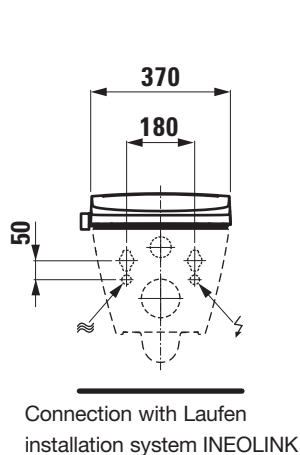
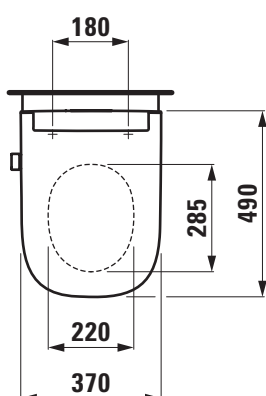
TECHNICAL DATA

Order no.	89D89.1	Weight	7,8 kg
Certified to	CE, IPX4, EN1717	Accessories incl.	Remote control with rotary button for shower function, with AAA batteries and wall holder with anti-thief system Splash protection User manual
matching for	Floorstanding WC pan Meda, order no. 823111 000 S00 1, 824111 000 S00 1, 824111 000 S31 1 Wallhung WC pan Meda, order no. 820110 000 S00 1	Mounting acc. incl.	Mounting instruction Installation template, order no. WK2ES42004002 Mounting set incl. fastening kit, order no. 89389.3
Specifications	Duroplast, with hidden connections, with antibacterial treatment, with lowering system Lid with quick release function for cleaning Electric Bidet easy to lift for cleaning iOS and android app. connection	Mounting acc. excl.	Fastening kit Direct electrical connector, order no. 89F89.2 Electro cable with EU-plug (type F), order no. 89E89.0 Electro cable with CH-plug (type J), order no. 89E89.1
Water inlet	G 3/8" (male)	Colours	000 – White
Working pressure	0.1 to 0.7 Mpa (1-7 bar)	SPECIFICATION TEXT	
Working temperature	+5 to +35 °C	Shower toilet seat and cover, with remote control Laufen CLEANET MEDA, Duroplast, with hidden connections, with antibacterial treatment, lid with quick release function for cleaning, seat with heating type CE, IPX4, EN1717, rated voltage 220-240V, 50/60Hz dimensions 370 x 490 x 85 mm Special feature: remote control, rear shower and lady shower, with adjustable water pressure, temperature and nozzle position, oscillating and pulsating cleaning mode, self cleaning of shower head before and after every use, exchangeable shower head, UV nozzle disinfection, Integrated descaling function, heated seat with adjustable temperature and soft closing lid and seat, integrated night light, power saving mode, 5 user profiles, iOS and android app. connection Order no. 89D89.1	
Cleaning functions	Rear shower and lady shower 5 levels pressure adjustment 5 levels nozzle position adjustment 5 levels temperature adjustment Oscillating and pulsating cleaning mode		
Dryer function	5 levels temperature adjustment Oscillating drying mode		
Seat heating	5 levels temperature adjustment		
Comfort	Night light (bowl and ambience) Remote operation 5 user profiles Integrated descaling function		
Hygiene	Self cleaning of shower head before and after every use Exchangeable shower head UV nozzle disinfection		
Power supply & consumption	Rated voltage 220-240V, 50/60Hz Power consumption in use max. 1650W Power saving mode Power cord length 1m		

Shower toilet seat and cover, with hidden connections, with remote control 89D89.1



TECHNICAL DRAWINGS / S 1 : 20



**Shower toilet seat and cover,
with hidden connections,
with remote control
89D89.1**



TECHNICAL DRAWINGS / S 1 : 20

